

Prospectus for machinery from

No. 7) Green-sorting plant

Main suppliers: Renholmen and RemaSawcon.

Installation year: 1987. Rebuild 1992 and 1996.

Power: 400/220V


Pos. Nr (see attended drawing from Renholmen 1-701436 and 1323)

- 1) Chain conveyer for sideboards and center yield (Buffer zoon)
- 2) Unscramble before the curve conveyer.
- 3) Accumulating transporter with curve conveyer
- 4) Unscrambles 2 Pc. To arranging random timber sizes.
- 5) Even ends roller case and buffer table, before piece by piece handling.
- 6) Piece by piece feeder where the sorter is drawing out what's has to be cut off in the top end.
- 7) Grading station and piece by piece feeder. For manual quality grading and deciding offcuts
- 8) Top end trimming station for manual decision off top trim
- 9) Conveyor for transport into the sorting hook-chains.
- 10) Hook conveyer chain with steel hooks for 40 bins.
- 11) 40 pushers for pushing down to right bin.
- 12) 40 pieces of belt sinking bins.
- 13) Chain conveyer for transport of sorted sizes in full pack to the sticker plant.
- 14) 2 Pc. Unscrambles aligning pieces before sticking plant
- 15) Accumulation station
- 16) Piece by piece feeder (manual controlled)
- 17) Roller conveyer for aligning every other piece to top or bottom of full pack
- 18) Stacker for sticking process. 5600x1500x1350 and sticks in 1520x50x25 mm.
- 19) Automatic infeed system for drying sticks.
- 20) Unscramble for sticks.
- 21) Piece by piece handling of sticks.
- 22) Automatic stick layer system with 7 pieces of stick placers
- 23) Automatic cassette system for putting "forklift over layer" on top of pack. Manually loaded
- 24) Out feed conveyer for further forklift handling
- 25) Compressor system Atlas Copco GA75 with dryer FD 310.
- 26) Security fences and locked doors. Total system for CE-marking
- 27) All Hydraulic an electrical equipment for running the line is included.


Pos. 1.




Pos. 2.



Pos. 3.



Pos. 4.



Pos. 5.



Pos. 6.



Pos. 7-8.



Pos. 9.



Pos. 10-11.



Pos. 12.



Pos. 13.




Pos. 13 - 14.



Pos. 14.



Pos. 15.



Pos. 16 - 17.



Pos. 18.



Pos. 19.



Pos. 20.



Pos. 21 - 22.



Pos. 23.



Pos. 24.

