












№	Höhe mit Boden mm.	Höhe ohne Boden mm.	Bild	Kommentar
1	870	815		
2	1025	960		
3	1025	960		




<p>4</p>	<p>807</p>	<p>760</p>		
<p>5</p>	<p>1020</p>	<p>957</p>		
<p>6</p>	<p>867</p>	<p>815</p>		<p>Tisch 630x630x60</p>




<p>7</p>	<p>1020</p>	<p>957</p>	 A tall, cylindrical metal component with a highly oxidized, rusty surface. It has a hexagonal base and a hexagonal top. A small white label with the text "JF 7" is attached to the top. The component is mounted on a wooden surface.	
<p>8</p>	<p>870</p>	<p>820</p>	 A tall, cylindrical metal component with a polished, silver-colored surface. It has a hexagonal base and a hexagonal top. A small white label with the text "JF 8" is attached to the top. The component is mounted on a wooden surface.	
<p>9</p>	<p>713</p>	<p>670</p>	 A tall, cylindrical metal component with a polished, silver-colored surface. It has a hexagonal base and a hexagonal top. A small white label with the text "JF 9" is attached to the top. The component is wrapped in white tape and mounted on a wooden surface.	




10	800	760		
11	660	620		
12	660	620		



13	660	620		
14	805	765		
15	775	670		

16	870	820		
17	1025	960		
18	1025	965		

19	660	620	 A photograph of a vertical metal component, likely a mold or part of a machine. It is labeled 'JF 19' at the top. The component has a rectangular shape with a central section and several small protrusions or ports on the right side. It is mounted on a dark base.	
20	660	620	 A photograph of a vertical metal component, similar to the one in the first row. It is labeled 'JF 20' at the top. The component has a rectangular shape with a central section and several small protrusions or ports on the right side. It is mounted on a dark base.	
21	660	620	 A photograph of a vertical metal component, similar to the ones in the previous rows. It is labeled 'JF 21' at the top. The component has a rectangular shape with a central section and several small protrusions or ports on the right side. It is mounted on a dark base.	

22	810	765		
23	1025	965		
24	1025	960		

25	1025	965		
26	1025	965		
27	1025	960		

28	1025	960		
29	710	670		
30	710	670	